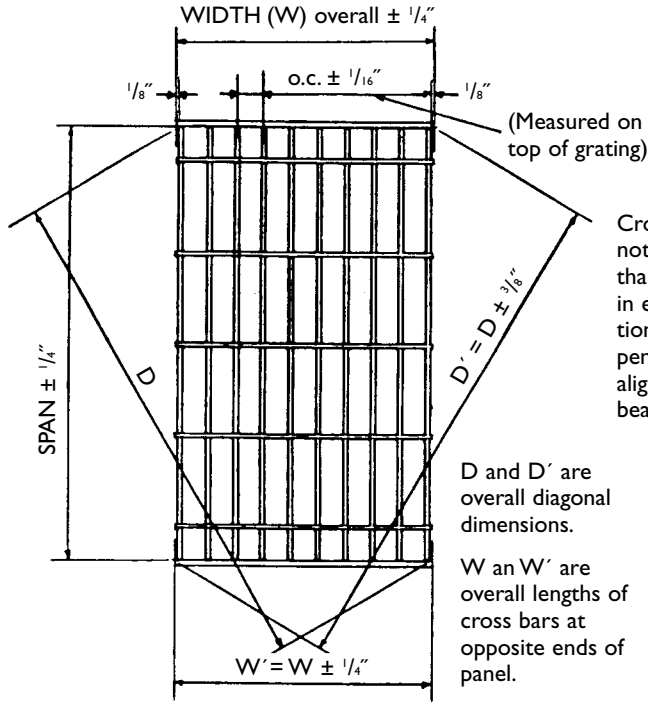


GRATING TOLERANCES

HEAVY DUTY STEEL GRATING

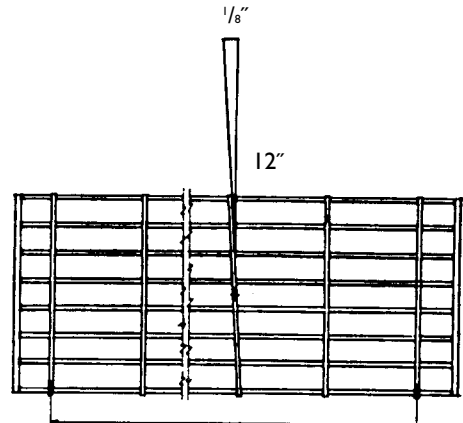


Overall Dimensions and Squareness

D and D' are overall diagonal dimensions.

W and W' are overall lengths of cross bars at opposite ends of panel.

Cross bar shall not vary more than $\frac{1}{8}$ " in 12" in either direction from perpendicular alignment with bearing bars.

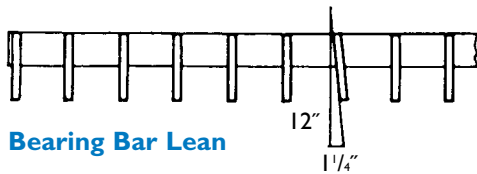


$\pm \frac{1}{4}$ " c-c end cross bars in 5'-0" length

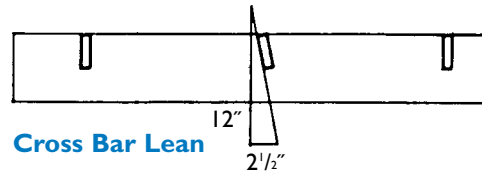
Cross Bar Alignment and Spacing



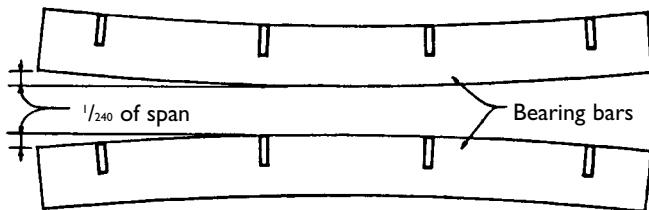
Cross Bar Location



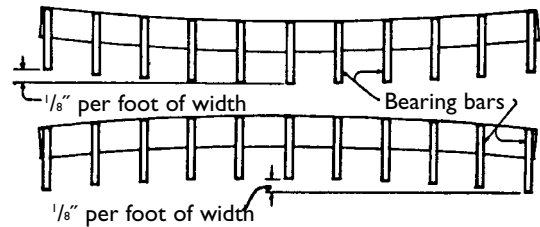
Bearing Bar Lean



Cross Bar Lean



Longitudinal Bow
(Before fastening to supports)



Transverse Bow
(Before fastening to supports)