

PRESSLOCK

SHELVES


PressLock shelves offer a high percentage of open area and are available in various widths, lengths, and mesh patterns for extreme load capacities.

Shelf Features & Benefits:

- Lightweight carbon steel designed shelf for extreme point load and uniform distributed loading conditions
- Various widths, lengths and mesh patterns designed for your shelving system
- High percentage open area design allows for maximum visibility as well as air, light and sprinkler water penetration
- Flush top design provides a smooth surface for easy product handling
- Maximum visibility for quick inventory checks



PressLock is stronger than traditional punched metal shelving. ►



OHIO GRATINGS, INC.

5299 SOUTHWAY ST. SW | CANTON, OH 44706
P: 800.321.9800 | F: 330.477.7872
WWW.OHIOGRATINGS.COM

PRESSLOCK

SHELVES

Shelf Selection Chart



Ohio Gratings offers eight standard shelf sizes noted below. Custom sizes available upon request.

Product No.	Stand. Size W x D	Load Capacity	Weight	Mesh Opening	Open Area
SPL3612	36" x 12"	700 lbs.	10 lbs.	1-3/4" x 7/8"	80%
SPL4812	48" x 12"	500 lbs.	13 lbs.	1-3/4" x 7/8"	81%
SPL3618	36" x 18"	600 lbs.	14 lbs.	1-3/4" x 7/8"	83%
SPL4818	48" x 18"	475 lbs.	19 lbs.	1-3/4" x 7/8"	83%
SPL3624	36" x 24"	650 lbs.	19 lbs.	1-3/4" x 7/8"	83%
SPL4824	48" x 24"	450 lbs.	25 lbs.	1-3/4" x 7/8"	84%
SPL3630	36" x 30"	600 lbs.	24 lbs.	1-3/4" x 7/8"	84%
SPL4232	42" x 32"	400 lbs.	30 lbs.	1-3/4" x 7/8"	85%



Shelf Option Information:

- Custom sizes available
- Custom and larger open meshes available in:
 - 1-5/16" x 7/8"
 - 1-5/16" x 1-5/16"
 - 1-3/4" x 7/8"
 - 1-3/4" x 1-5/16"
 - 1-3/4" x 1-3/4"
- Heavier load capacities available
- Bearing bar is 1-3/16" tall x 16 gauge
- Perfect for extreme point load requirements



◀ Part number: 28PL14 E118



Storage Manufacturers Association



OHIO GRATINGS, INC.

5299 SOUTHWAY ST. SW | CANTON, OH 44706
 P: 800.321.9800 | F: 330.477.7872
 WWW.OHIOGRATINGS.COM